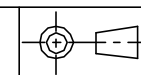
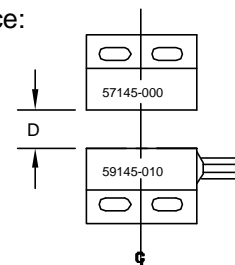


ELECTRICAL

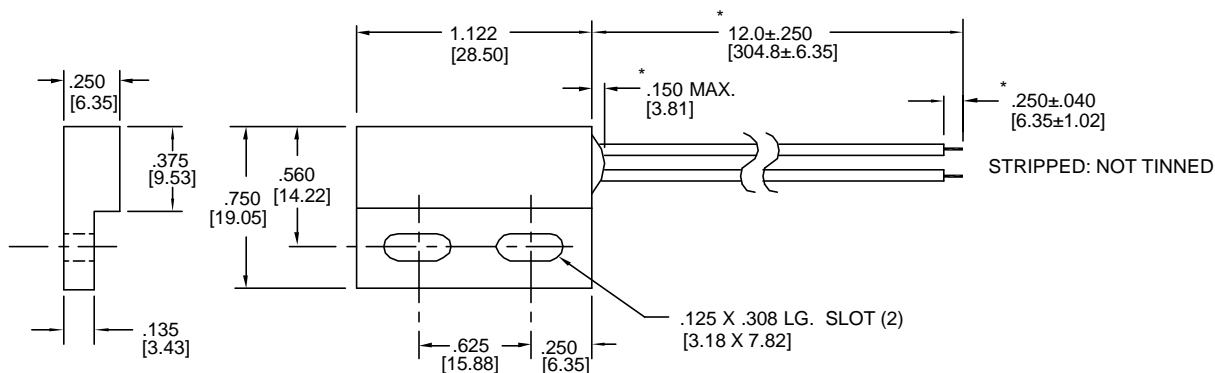
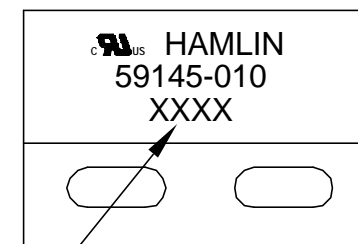
Contact Type: Form A  
 Contact Rating: 10 W Max.  
 Voltage, Switching: 150 V DC Max.  
 120 V AC RMS Max.  
 Voltage, Breakdown: 200 V DC Min.  
 Current, Switching: .30 A DC Max.  
 .25 A AC RMS Max.  
 Current, Carry: .50 A DC Max.  
 .35 A AC RMS Max.  
 Contact Resistance, Initial: .200 Ohm Max.  
 (Including Leads)

PHYSICAL

Capsule: Black UL94V-0 Polyester  
 Encapsulant: Black Epoxy  
 Leads: 24 AWG UL1569 Black  
 Actuator: 57145-000  
 Actuate Distance: .225 [5.72] Min.  
 Deactuate Distance: .800 [20.32] Max.



IDENTIFICATION



Dimensions are in Inches [mm]  
 Tolerances unless otherwise noted:  
 .X: ±.015, .XX: ±.010, .XXX: ±.005, Angular: ±1/2°  
 \* Denotes Critical Assembly Dimensions

ORIGINAL DCR NO. <b>1315</b>		<b>HAMLIN</b>	PROPRIETARY NOTE: THE INFORMATION ON THIS DRAWING IS THE CONFIDENTIAL PROPERTY OF HAMLIN. THIS DRAWING MUST NOT BE MADE PUBLIC OR COPIED UNLESS AUTHORIZED IN WRITING BY HAMLIN. THIS DRAWING IS SUBJECT TO RETURN UPON DEMAND.	SHEET <b>1 of 1</b>	DCR NO. <b>L1629</b>	REV. <b>AL</b>
DRAWN BY: <b>DRR</b>	DATE: <b>6/27/88</b>			DESCRIPTION OF REVISION: <b>UPDATE DRAWING FORMAT, ADD SOLDER LEAD-FREE, AND CAPSULE P/N</b>		
APP'D BY: <b>DRR</b>	DATE: <b>10/2/88</b>				APP'D BY: <b>CRM</b>	DATE: <b>29-Jun-06</b>