


59025 Firecracker Features and Benefits



Features

- 2 part magnetically operated proximity sensor
- UL recognised
- Choice of normally open, normally closed or change over contacts
- Customer defined sensitivity
- Choice of cable length and connector

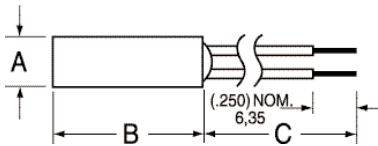
Benefits

- Quick and easy to install
- No standby power requirement
- Operates through non-ferrous materials such as wood, plastic or aluminium
- Hermetically sealed, magnetically operated contacts continue to operate long after optical and other technologies fail due to contamination


Applications

- Position and limit sensing
- Security
- Level sensing
- Linear actuators

DIMENSIONS (in) mm



	A Max	B Max	C NOM.
57025	(.245) 6,22	(1.000) 25,40	-
59025	(.245) 6,22	(1.000) 25,40	Table 3 ± (.393) 10,00



CUSTOMER OPTIONS - Switching Specifications

TABLE 1			Normally Open	Normally Open High Voltage	Change Over	Normally Closed
Contact Type			1	2	3	4
Switch Type						
Voltage	Power	Watt - max.	10	10	5	5
	Switching	Vdc - max.	200	300	175	175
Current	Breakdown	Vdc - min.	250	450	200	200
	Switching	A - max.	0.5	0.5	0.25	0.25
Resistance	Carry	A - max.	1.2	1.5	1.5	1.5
	Contact, Initial	Ω - max.	0.2	0.2	0.2	0.2
Capacitance	Insulation	Ω - min.	10 ¹⁰	10 ¹⁰	10 ⁷	10 ⁷
	Contact	pF - typ.	0.3	0.2	0.3	0.3
Temperature	Operating	°C	-40 to +105	-20 to +105	-40 to +105	-40 to +105
	Storage	°C	-65 to +105	-65 to +105	-65 to +105	-65 to +105
Time	Operate	ms - max.	1.0	1.0	3.0	3.0
	Release	ms - max.	1.0	1.0	3.0	3.0
Shock	1 ms 1/2 sine	G - max.	100	100	50	50
Vibration	50-2000 Hz	G - max.	30	30	30	30

CUSTOMER OPTIONS - Sensitivity, Cable Length and Termination Specification

TABLE 2

Sensitivity Options:-
Activate Distances are approximate using Hamlin 57025 actuator as illustrated. Switch AT before modification.

Select Option	S		T		U		V	
Switch Type	Pull In AT Range	Activate Distance d (in) mm	Pull In AT Range	Activate Distance d (in) mm	Pull In AT Range	Activate Distance d (in) mm	Pull In AT Range	Activate Distance d (in) mm
1 Normally Open	12-18	(.453)	17-23	(.374)	22-28	(.315)	27-33	(.295)
2 High Voltage		11.5		9.5		8.0		7.5
3 Change Over	15-20	(.413)	20-25	(.354)	25-30	(.295)		
4 Normally Closed		10.5		9.0		7.5		

TABLE 3

Cable Type:-
24 AWG 7/32 PVC 105°C
UL1430/UL1569

SELECT OPTION	CABLE LENGTH (in) mm
01	(3,94) 100
02	(11,81) 300
03	(19,69) 500
04	(29,53) 750
05	(39,37) 1000

TABLE 4

Termination Options:-

SELECT OPTION	DESCRIPTION (2 WIRE VERSIONS ILLUSTRATED)
A	Tinned leads
B	Crimped terminals
C	6.35mm fastons
D	AMP MTE 2.54mm pitch
E	JST XHP 2.5mm pitch

ORDERING INFORMATION

59025 - X - X - XX - X

Series 59025

Switch Type

Sensitivity

Cable Length

Termination

Table 1

Table 2

Table 3

Table 4

Hamlin USA Tel: +1 920 648 3000 • Fax: +1 920 648 3001 • Email: sales.us@hamlin.com
Hamlin UK Tel: +44 (0)1379 649700 • Fax: +44 (0)1379 649702 • Email: sales.uk@hamlin.com
Hamlin Germany Tel: +49 (0) 6181 953660 • Fax: +49 (0) 6181 9536666 • Email: sales.de@hamlin.com
Hamlectrol France Tel: +33 (0) 1 4687 0202 • Fax: +33 (0) 1 4686 6786 • Email: sales.fr@hamlin.com