







4-Conductor Device Connectors, 2 and 3 pole, 4 mm²/ AWG 12 with Unique Cost-Cutting Features Series 862

<p>4 x 0.5 – 4 mm² 500 V/6 kV/3 32 A</p> <p> 10 – 11 mm / 0.41 in</p> <p>*  ENEC</p>	<p>4 x AWG 20 – 12 300/600 V, 20/5 A  </p>	<p>4 x 0.5 – 4 mm² 500 V/6 kV/3 32 A</p> <p> 10 – 11 mm / 0.41 in</p> <p>*  ENEC</p>
---	--	---



2 poles









3 poles

Available in black or white

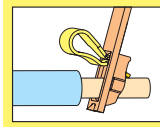
	without ground/earth contact	with ground/earth contact	Item No. black	Item No. white	Pack.-unit pcs	Item No. black	Item No. white	Pack.-unit pcs
for fixing screw 3 mm/0.118 in Ø or f. self tapping screw 2.9 mm/0.114 in Ø from top								
	without marking		862-0552	862-0652	500			
	L1-N		862-1552	862-1652	500			
	N-L1		862-2552	862-2652	500			
f. self tapping screw 2.9 mm/0.114 in Ø from below								
	without marking		862-0562	862-0662	500			
	L1-N		862-1562	862-1662	500			
	N-L1		862-2562	862-2662	500			
1 snap-in foot per pole								
	without marking		862-0532	862-0632	500			
	L1-N		862-1532	862-1632	500			
	N-L1		862-2532	862-2632	500			
for fixing screw 3 mm/0.118 in Ø or f. self tapping screw 2.9 mm/0.114 in Ø from top								
	without marking					862-0503	862-0603	250
	⊕-N-L1					862-1503	862-1603	250
	N-⊕-L1					862-2503	862-2603	250
		N-⊕-L1				862-8503	862-8603	250
		⊕-N-L1				862-9503	862-9603	250
1 snap-in foot per pole								
	without marking					862-0533	862-0633	250
	⊕-N-L1					862-1533	862-1633	250
	N-⊕-L1					862-2533	862-2633	250
		N-⊕-L1				862-8533	862-8633	250
		⊕-N-L1				862-9533	862-9633	250
snap-in feet at pos. 1+3								
	without marking					862-0593	862-0693	250
	⊕-N-L1					862-1593	862-1693	250
	N-⊕-L1					862-2593	862-2693	250
		N-⊕-L1				862-8593	862-8693	250
		⊕-N-L1				862-9593	862-9693	250

Accessories DIN rail mounting of 862 Series see accessories page 10.26

<p>Comb type jumper bar, can easily be inserted into the wire entry, 32 A</p> <p> 862-482 5</p>	<p>Test plug, with cable 500 mm/1'77"</p> <p> 2 mm/0.079 in Ø, red</p> <p>210-136 50 (5 x 10)</p>	<p>Test plug, with cable 500 mm/1'77"</p> <p> 2.3 mm/0.091 in Ø, yellow</p> <p>210-137 50 (5 x 10)</p>
<p>Screwdriver, with partially insulated shaft (3.5 x 0.5) mm</p> <p> 210-620 1</p>	<p>Marker strip, white, plain, for central marking; 7.5 mm wide, on roll, 50 m long</p> <p> 709-178 1</p>	<p>Marker strip, white, plain, for central marking; 7.5 mm wide, on roll, 300 m long</p> <p> 709-188 1</p>

* For further approvals with corresponding ratings see section 15.

4-Conductor Device Connectors, 4 and 5 pole, 4 mm²/ AWG 12 with Unique Cost-Cutting Features Series 862



10
43

	4 x 0.5 – 4 mm² 500 V/6 kV/3 32 A	4 x AWG 20 – 12 300/600 V, 20/5 A	4 x 0.5 – 4 mm² 500 V/6 kV/3 32 A	4 x AWG 20 – 12 300/600 V, 20/5 A
	10 – 11 mm / 0.41 in		10 – 11 mm / 0.41 in	
	* ENEC		* ENEC	



4 poles



5 poles

Available in black or white

	without ground/earth contact	with ground/earth contact	Item No. black	Item No. white	Pack.-unit pcs	Item No. black	Item No. white	Pack.-unit pcs
for fixing screw 3 mm/0.118 in Ø or f. self tapping screw 2.9 mm/0.114 in Ø from top								
	without marking		862-0504	862-0604	200			
	⊕-N-L1-L2		862-1504	862-1604	200			
	N-⊕-L1-L2		862-2504	862-2604	200			
		N-⊕-L1-L2	862-8504	862-8604	200			
		⊕-N-L1-L2	862-9504	862-9604	200			
1 snap-in foot per pole								
	without marking		862-0534	862-0634	200			
	⊕-N-L1-L2		862-1534	862-1634	200			
	N-⊕-L1-L2		862-2534	862-2634	200			
		N-⊕-L1-L2	862-8534	862-8634	200			
		⊕-N-L1-L2	862-9534	862-9634	200			
snap-in feet at pos. 1+4								
	without marking		862-0594	862-0694	200			
	⊕-N-L1-L2		862-1594	862-1694	200			
	N-⊕-L1-L2		862-2594	862-2694	200			
		N-⊕-L1-L2	862-8594	862-8694	200			
		⊕-N-L1-L2	862-9594	862-9694	200			
for fixing screw 3 mm/0.118 in Ø or f. self tapping screw 2.9 mm/0.114 in Ø from top								
	without marking					862-0505	862-0605	200
	⊕-N-L1-L2-L3					862-1505	862-1605	200
	L3-N-⊕-L1-L2					862-2505	862-2605	200
		L3-N-⊕-L1-L2				862-8505	862-8605	200
		⊕-N-L1-L2-L3				862-9505	862-9605	200
1 snap-in foot per pole								
	without marking					862-0525	862-0625	200
	⊕-N-L1-L2-L3					862-1525	862-1625	200
	L3-N-⊕-L1-L2					862-2525	862-2625	200
		L3-N-⊕-L1-L2				862-8525	862-8625	200
		⊕-N-L1-L2-L3				862-9525	862-9625	200
snap-in feet at pos. 1+3+5								
	without marking					862-0515	862-0615	200
	⊕-N-L1-L2-L3					862-1515	862-1615	200
	L3-N-⊕-L1-L2					862-2515	862-2615	200
		L3-N-⊕-L1-L2				862-8515	862-8615	200
		⊕-N-L1-L2-L3				862-9515	862-9615	200

Accessories DIN rail mounting of 862 Series see accessories page 10.26

Comb type jumper bar , can easily be inserted into the wire entry, 32 A 862-482 5	Test plug , with cable 500 mm/1'77" 2 mm/0.079 in Ø, red 210-136 50 (5 x 10)	Test plug , with cable 500 mm/1'77" 2.3 mm/0.091 in Ø, yellow 210-137 50 (5 x 10)
Screwdriver , with partially insulated shaft (3.5 x 0.5) mm 210-620 1	Marker strip , white, plain, for central marking; 7.5 mm wide, on roll, 50 m long 709-178 1	Marker strip , white, plain, for central marking; 7.5 mm wide, on roll, 300 m long 709-188 1

* For further approvals with corresponding ratings see section 15.