



HL11

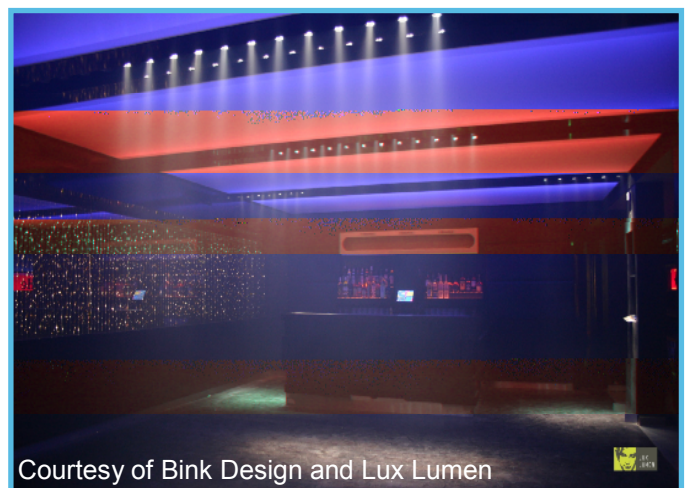


Features

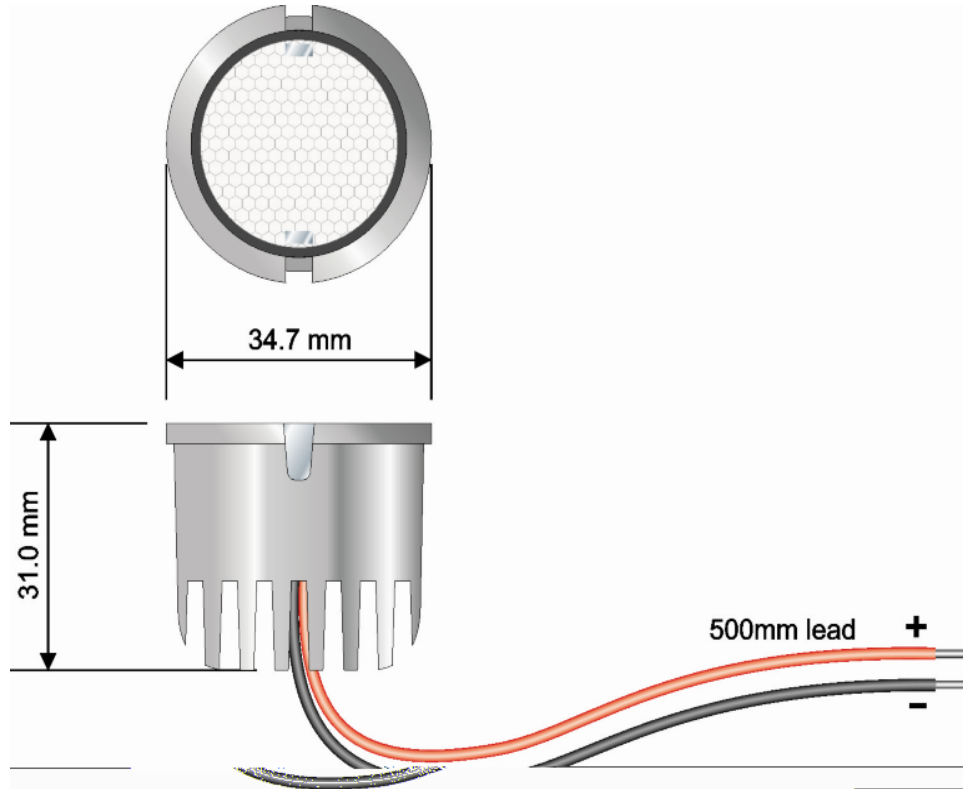
- Long life typically 50,000 hours
- Retrofit to MR16 based products
- Optimised thermal management
- Selectable beam angles
- Full range of light output colours
- Low heat
- No UV

Applications

- Exterior architecture
- Landscape
- Orientation
- Accent
- Display cases



Mechanical



Electrical

Power Consumption

1.2 watts warm white
2.4 watts other colours

Maximum Current

350 mA constant current (warm white)
700 mA constant current (other colours)

Environmental

Maximum Operating Temperature

Tc +70° C

Operating Ambient Temperature

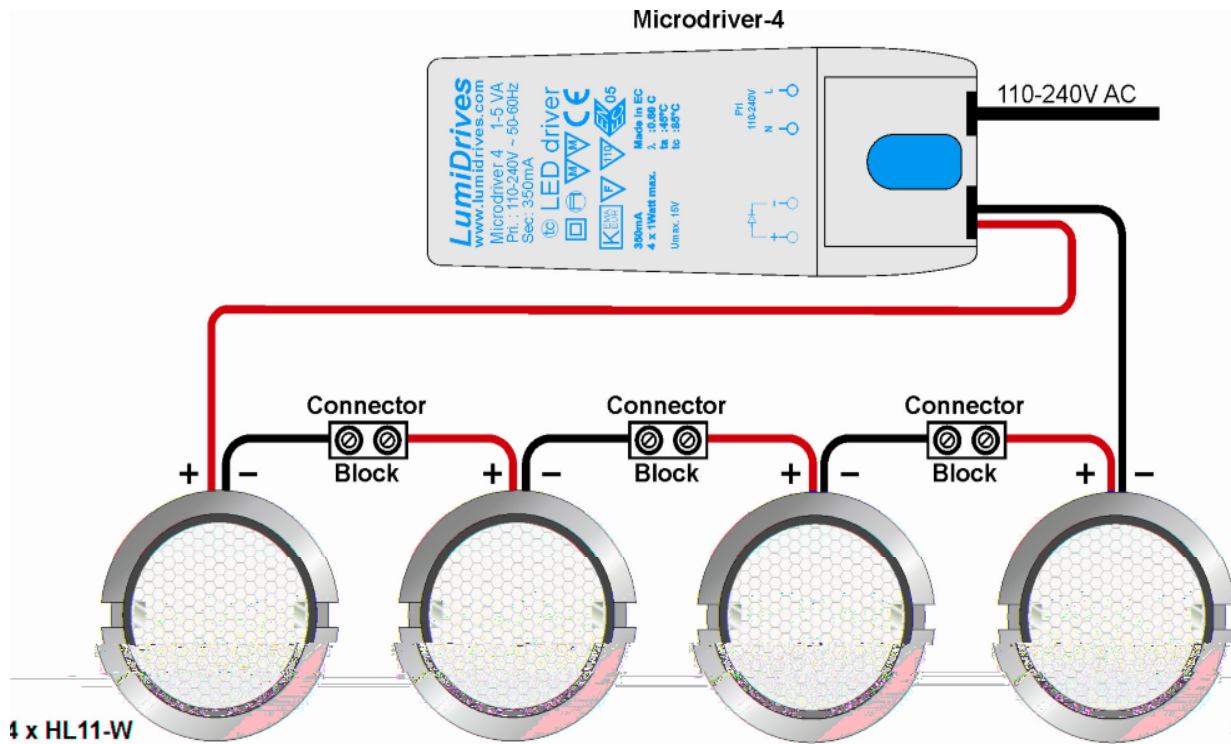
Tst - 10°C to +40°C

Typically 50,000 hours to 70% output

Compatible Drivers

Model	Maximum number of HL11s connected	Supply Voltage	Dimming	Dimensions
MDE3-C-35/70	3	195-265 VAC	X	Diameter: 53mm Height: 19 mm
MDU4-SC-35	4	85 – 265 VAC	X	100 x 40 x 25 mm
MDU9-SC-35	9	85 – 265 VAC	X	100 x 40 x 25 mm
MLD8-C-35/70	8	230 VAC	X	110 x 52 x 24 mm
MDE16-C-VRL	16	230 VAC	Via 0 – 10 volt dimmer	110 x 49 x 25 mm

Wiring Diagram



HL11 - Typical Connection

Optical Characteristics and Order Code Information

HL11 - XX



Example of product code:

HL11-WW HL11 warm white

Colour	Typical Light Output in Lumens/mW*	
	350 mA	700mA
W White	36	60
WW Warm White	24	-
B Blue	176 mW	264 mW
G Green	36	60
R Red	36	60
A Amber	36	60

Each HL11 module is supplied with the following Sub-lenses:

- OPAA-1-DFL Spot Diffuser Sub-lens
- OPAA-1-WSL Wide Sub-lens
- OPAA-1-OSL Oval Sub-Lens

*Full photometric data available on request