


- Complete Remote Control System
- 1-3 Channels
- 12 / 24Vdc Supply
- High Security  Protocol
- 'Easy Learn' Feature
- Easy Installation Via Screw Terminals.
- Up to 7 Transmitters per System
- Relay Outputs 5A @ 230Vac
- Momentary or Latching Outputs
- Robust Enclosure
- Requires No Radio Licence
- Range up to 30 Metres



## Description

A versatile general purpose remote control, which can be used for controlling many different applications. The system utilises the highly secure Keeloq code hopping protocol to ensure reliable operation.

Easy to install, the receiver is connected using standard 'screw terminals' provided. Power to the receiver is 12 or 24Vdc and the output(s) can switch up to 5A at 230Vac.

The receiver outputs operate when the transmitter switch is pressed. The outputs can be set to 'momentary' or 'latching' operation.

The system is supplied ready to 'plug and play', in addition a further 6 transmitters can be 'learnt' by the receiver.

## Remote Control System

Part Number	Description	Freq (MHz)	Range** (Metres)
QS3	AM System 3 Channel	433.92	30
QS2	AM System 2 Channel	433.92	30
QS1	AM System 1 Channel	433.92	30

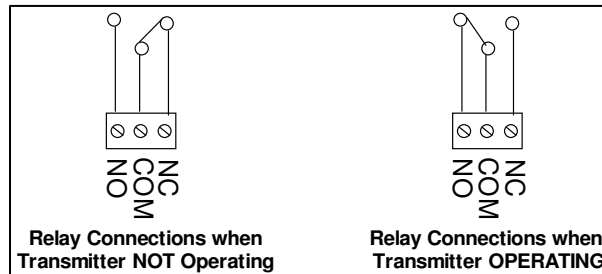
## Additional AM Transmitter Keyfobs

Part Number	Description
QTX3	Transmitter Keyfob 3 switch
QTX2	Transmitter Keyfob 2 switch
QTX1	Transmitter Keyfob 1 switch

\*\* Range stated is optimum, direct line of sight. In worst conditions this can be reduced.

## Data Outputs

Each output relay provides an isolated switch. Outputs 2 to 4 Connections are Common (COM) and Normally Open (NO) which close together when activated. Output 1 has an additional Normally Closed (NC) changeover contact.

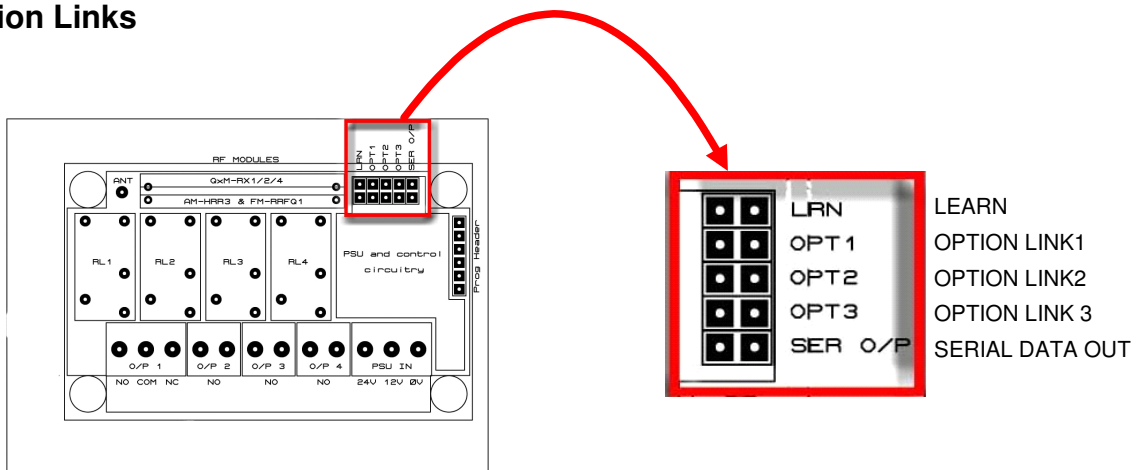


The action of the relay outputs is set by the Option link setting Jumper. A link is made / removed by the small shorting link 'cap' placed over the pin header.

Option Link 1 Fitted = Momentary Operation  
 Option Link 1 Not Fitted = Latching Operation

Please Note: The relay contacts in this unit are for functional use only and must not be used for isolation purposes

## Option Links



## Learning a New Transmitter Keyfob Switch

1. Briefly short the two 'learn' pins on the receiver PCB, the receiver relays will click continuously.
2. Press any transmitter button once, the receiver relays will stop.
3. Press the same transmitter button again, the receiver relays will 'buzz' briefly. After a short time delay for reset, this transmitter will operate the system.

## Erasing Existing Transmitters

1. Short the two learn pins on the receiver for 10 seconds then remove the short.
2. The receiver relays will 'buzz' briefly after the 10 seconds to indicate the Tx encoder(s) have been erased

**NOTE:** You can not erase individual Tx encoders



# QUASARUK REMOTE CONTROL SYSTEMS

## Technical Specifications

### Transmitter Keyfob

Battery Type GP23AE (supplied)

Electrical Characteristics	Min	Typical	Max	Units
Supply Voltage	8.5	9	16	Vdc
Supply Current : Quiescent		0		mA
Supply Current : Transmitting		8		mA
Operating frequency		433.92		MHz

### Receiver Decoder

Dimensions 90mm (108mm incl Flange) x 53mm x 30mm

ELECTRICAL CHARACTERISTICS		MIN	TYPICAL	MAX	DIMENSION
Supply Voltage	for +12Vdc	11	12	13	Vdc
	for +24Vdc	23	24	25	Vdc
Supply Current:	Quiescent		14		mA
	All relays operating		140		mA

*QuasarUK is an internet based company. All Sales / support and interface is via our website at*

**[www.quasaruk.co.uk](http://www.quasaruk.co.uk)**

### ***for Sales:***

**Sales : sales@quasaruk.co.uk**

### ***for Support:***

**Support : sales@quasaruk.co.uk**

**Support Tel: 0907 639 0000**

Calls charged at £0.60 per minute from a BT landline other networks may vary. Callers must be 18 or over and have the bill payers permission. Service provided by StealthNET Ltd :08444150774